




PRODUCT CATALOGUE 2013





	Page		Page
METALWOODS	5	BALLS	33
R1	7	LETHAL	35
RBZ STAGE 2 DRIVER	8	ROCKETBALLZ URETHANE	36
RBZ STAGE 2 FAIRWAY	9	SUPERDEEP	36
RBZ STAGE 2 FAIRWAY TOUR	11	BURNER WHITE BALL	37
RBZ STAGE 2 RESCUE	12	BURNER YELLOW BALL	37
RBZ STAGE 2 RESCUE TOUR	12	LETHAL PRACTICE	38
		3-STRIPES WHITE PRACTICE	38
		3-STRIPES YELLOW PRACTICE	38
IRONS	13	SOFTGOODS	39
ROCKETBLADEZ	15	BAGS	40
ROCKETBLADEZ TOUR	16	TRAVEL GEAR	46
ROCKETBLADEZ MAX	17	HEADWEAR MEN	49
BURNER OS	18	HEADWEAR LADIES	52
TOUR PREFERRED MB IRON	18	GLOVES	54
		TOWELS	57
WEDGES	19	DIVOT AND CLIPS	57
ATV WEDGE	21	UMBRELLAS	58
ROCKETBLADEZ WEDGE	22	TRAINING GEAR	59
PUTTERS	23		
GHOST SPIDER S	25		
GHOST TOUR	26		
WHITE SMOKE	26		
LADIES	27		
R1	29		
RBZ STAGE 2 DRIVER	30		
RBZ STAGE 2 FAIRWAY	30		
RBZ STAGE 2 RESCUE	31		
ROCKETBLADEZ	31		
ROCKETBLADEZ IRONS MAX	32		
ROCKETBLADEZ WEDGE	32		

METALWOODS





» I GOT THE SHOT
THAT I WANT

DUSTIN JOHNSON



R1



- R1 CAN TUNE EVERY LOFT, EVERY LOOK AND EVERY FLIGHT**
- A driver model that can be tuned to fit Tour pros and amateurs alike.
 - TaylorMade Loft-Sleeve technology promotes optimal launch angle by offering 12 settings between standard driver lofts of 8° and 12° (±2°) – including 7 standard and 5 upright loft options.
 - 7 face angle options: neutral/square, open, medium-open, maximum-open, closed, medium-closed, maximum-closed.
 - Shot-shaping moveable weights promote a neutral/straight flight or a distance-enhancing draw.
 - Thick-thin crown provides lower and more-forward CG location promoting high launch, fast ball speed and low spin.
 - Inverted Cone Technology milled into the inner side of the clubface expands the portion of the face that delivers high ball speed.
 - Black clubface, non-glare white crown and new grey/orange/black crown graphic together promote easy alignment.
 - Improved aerodynamics reduce drag over the head to promote faster clubhead speed.
 - Aldila RIP Phenom 55 grams shaft promotes faster clubhead speed while delivering greater feel than typical ultra-light shafts.

SHAFT: ALDILA RIP PHENOM 55 - X, S, R, M
ALDILA RIP PHENOM 65 TP - X, S, R

GRIP: TM 360 - 55g

CLUB	HAND	LOFT	LIE	VOLUME	LENGTH	SWING WEIGHT
R1	RH / LH	8°-12° RANGE	61°	460cc	45.5" *45.25	D4

CUSTOM OPTIONS AVAILABLE *TP SPECS

RBZ STAGE 2 DRIVER



RBZ
STAGE 2



BIGGER FACE AND BETTER AERODYNAMICS FOR MORE DISTANCE

- Faster and longer than the original RocketBallz driver.
- Expansive 4,100 square-millimetre clubface gives the golfer substantially more face area than the original RocketBallz driver.
- Inverted Cone Technology milled into the inner side of the larger clubface expands the portion of the face that delivers high ball speed.
- Improved aerodynamics reduces drag over the head to promote faster clubhead speed.
- Thick-Thin crown provides lower and more-forward CG location promoting faster ball speed, high launch and low spin.
- TaylorMade Loft-Sleeve technology offers 12 settings — 7 standard and 5 upright loft options — to add (±1.5°) to each available standard loft: 9.5° (up to 11° / down to 8°) 10.5° (up to 12° / down to 9°) and HL 13° (up to 14.5° / down to 11.5°).
- Black clubface, non-glare white crown and new crown graphic all promote easy alignment.
- Ultra-light Fujikura RocketFuel 50 grams graphite shaft promotes fast swing speed.

SHAFT: FUJI ROCKETFUEL 50 - X, S, R, M
FUJI FUEL 60 TP - X, S, R

GRIP: RBZ LITE GRIP .620 - 43g
RBZ LITE GRIP .600 - 47g

CLUB	HAND	LOFT	LIE	VOLUME	LENGTH	SWING WEIGHT
9.5	RH / LH	9.5°	61°	460cc	46" *45.5	D6
10.5	RH / LH	10.5°	61°	460cc	46" *45.5	D6
HL	RH	13°	61°	460cc	46" *45.5	D6

CUSTOM OPTIONS AVAILABLE *TP SPECS.

RBZ STAGE 2 FAIRWAY



RBZ
STAGE 2



LAST YEAR WE GAVE BETTER PLAYERS 17 EXTRA YARDS, THIS YEAR WE'RE GIVING THEM 10 MORE.


- Better players gain up to 10 yards against original RocketBallz fairway woods.*
- Ultra-high strength TaylorMade RocketSteel supplied by Carpenter® creates a thinner and faster face.
- Improved Speed Pocket design flexes to promote faster ball speed and more distance.
- Lower and more-forward CG location promotes faster ball speed, high launch and low spin.
- Shallower face and lower head profile for increased playability and easier launch.
- Thick-Thin Crown design saves weight which is redistributed to improve CG location.
- Black clubface, non-glare white crown and new crown graphic all promote easy alignment.
- Ultra-light Matrix RocketFuel 60 grams graphite shaft promotes fast swing speed.

SHAFT: MATRIX ROCKETFUEL 60 - X, S, R, M

GRIP: RBZ LITE GRIP .620 - 43g

CLUB	HAND	LOFT	LIE	VOLUME	LENGTH	SWING WEIGHT
3	RH / LH	15°	59°	175cc	43.5"	D5
3HL	RH	17°	59°	175cc	43.5"	D5
5	RH / LH	19°	59.5°	175cc	43.0"	D5
5HL	RH	21°	60°	175cc	43.0"	D5
7	RH	23°	60°	175cc	42.5"	D5

CUSTOM OPTIONS AVAILABLE *BETTER PLAYER 10 YARD CLAIM BASED ON RBZ STAGE 2 VS, RBZ FAIRWAY ROBOT TESTING AT 150MPH BALL SPEED, TOTAL DISTANCE.



» THAT'S JUST TOO FAR

JASON DAY

RBZ STAGE 2 FAIRWAY TOUR



RBZ
STAGE 2



ROCKETBALLZ FAIRWAYS JUST GOT ROCKETBALLZ-IER

- Longer and faster than original RocketBallz Tour fairway woods.
- TaylorMade Loft-Sleeve technology offers 12 settings — 7 standard and 5 upright loft options — to adjust the standard loft by ($\pm 1.5^\circ$).
- 3-wood loft is 14.5° (which can be adjusted up to 16° or down to 13°).
- Ultra-high strength TaylorMade RocketSteel supplied by Carpenter® creates a thinner and faster face.
- Speed Pocket design flexes to promote faster ball speed and more distance.
- Lower and more-forward CG location promotes faster ball speed, high launch and low spin.
- Shallower face and lower head profile for increased playability and easier launch.
- Thick-Thin Crown design saves weight that's redistributed to improve CG location.
- Black clubface, non-glare white crown and new crown graphic all promote easy alignment.
- Matrix RocketFuel 70 grams graphite shaft promotes fast swing speed.

SHAFT: MATRIX ROCKETFUEL 70 - X, S, R
MATRIX RUL 80 TP - X, S, R

GRIP: RBZ LITE GRIP .600 - 45G

CLUB	HAND	LOFT	LIE	VOLUME	LENGTH	SWING WEIGHT
TS	RH	13°	59°	166cc	43.5"	D4
3	RH / LH	14.5°	59°	168cc	43.5"	D4
3HL	RH	16.5°	59°	155cc	43"	D4
5	RH / LH	18.5°	59.5°	145cc	43"	D4

CUSTOM OPTIONS AVAILABLE

RBZ STAGE 2 RESCUE



- ROCKETBALLZ RESCUES JUST GOT ROCKETBALLZ-IER
- Faster and longer than original RocketBallz Rescues.
 - Ultra-high strength TaylorMade RocketSteel supplied by Carpenter® creates a thinner and faster face.
 - Improved Speed Pocket design flexes to promote faster ball speed and more distance.
 - Lower and more-forward CG location promotes faster ball speed, high launch and low spin.
 - Black clubface, non-glare white crown and new crown graphic all promote easy alignment.
 - Lightweight 65 grams graphite shaft promotes fast swing speed.

GRIP: RBZ GRIP .600 - 47G

SHAFT: MATRIX ROCKETFUEL 65 - S, R, M

CLUB	HAND	LOFT	LIE	VOLUME	LENGTH	SWING WEIGHT
3	RH / LH	19°	60.5°	115cc	41.25"	D4
4	RH / LH	22°	61°	117cc	40.75"	D4
5	RH	25°	61.5°	119cc	40.25"	D4
6	RH	28°	62°	120cc	39.75"	D4

RBZ STAGE 2 RESCUE TOUR



- ROCKETBALLZ RESCUES JUST GOT ROCKETBALLZ-IER
- Faster and longer than original RocketBallz Tour Rescues.
 - TaylorMade Loft-Sleeve technology offers 12 settings — 7 standard and 5 upright — to adjust the standard loft by (±1.5°).
 - Ultra-high strength TaylorMade RocketSteel supplied by Carpenter® creates a thinner and faster face.
 - Improved Speed Pocket design flexes faster to promote faster ball speed and more distance.
 - Lower and more-forward CG location promotes faster ball speed, high launch and low spin.
 - Black clubface, non-glare white crown and new crown graphic all promote easy alignment.
 - 80 grams graphite shaft promotes increased feel and control.

GRIP: RBZ LITE GRIP .600 - 45G

SHAFT: MATRIX ROCKETFUEL 80 - X, S, R
MATRIX ALTUS 85 TP - X, S

CLUB	HAND	LOFT	LIE	VOLUME	LENGTH	SWING WEIGHT
2	RH	16.5°	58.5°	109cc	41.75"	D4
3	RH / LH	18.5°	59.0°	110cc	41.25"	D4
4	RH / LH	20.5°	59.5°	111cc	40.75"	D4
5	RH	23.5°	60.0°	112cc	40.25"	D4

CUSTOM OPTIONS AVAILABLE

IRONS





» IT'S NEVER
BEEN SO EASY
TO BE LONG

DUSTIN JOHNSON

ROCKETBLADEZ

RBLADEZ



THE SPEED POCKET HAS CHANGED THE IRON FOREVER

- Speed Pocket in the 3- through 7-irons works with an advanced, ultra-thin face design to promote consistently high ball speed and distance.
- Consistent distance with every iron made possible by careful management of the Speed Pocket, improved Inverted Cone shape and high MOI.
- 17.5 grams of weight is strategically redistributed to lower and centre the CG location, promoting a higher launch angle, higher peak trajectory and a steep, soft-landing, quick-stopping descent angle.
- Fantastic feel promoted by a specially formulated polyurethane developed by 3M that fills the Speed Pocket and quiets vibration.
- SW and LW have a specially designed cavity to promote feel, and feature our renowned ATV sole for maximum greenside versatility, and come equipped with heavier steel shafts to promote better rhythm and control.

SHAFT: ROCKETFUEL™ 85 STEEL - S, R
ROCKETFUEL™ 65 GRAPHITE - S, R, M

GRIP: RBLADEZ GRIP - 47.5g

CLUB	3	4	5	6	7	8	9	PW	AW	SW	LW
HAND	RH / LH	RH / LH	RH / LH	RH / LH	RH / LH	RH / LH	RH / LH	RH / LH	RH / LH	RH / LH	RH
LOFT	18°	20°	23°	26.5°	30.5°	35°	40°	45°	50°	55°	60°
LIE	61.0°	61.5°	62.0°	62.5°	63.0°	63.5°	64.0°	64.5°	64.5°	64.5°	64.5°
OFFSET	6.5mm	6.0mm	5.7mm	4.8mm	4.2mm	3.4mm	2.7mm	2.0mm	1.4mm	1.0mm	1.0mm
BOUNCE	0.5°	1.0°	3.0°	4.0°	5.0°	5.5°	6.0°	7.0°	ATV	ATV	ATV
LENGTH	39.5"	38.875"	38.25"	37.625"	37.0"	36.5"	36.0"	35.5"	35.5"	35.25"	35"
SWINGWEIGHT	D3.5 *D2.5	D3.5 *D2.5	D3.5 *D2.5	D3.5 *D2.5	D3.5 *D2.5	D3.5 *D2.5	D3.5 *D2.5	D3.5 *D2.5	D3.5 *D2.5	D5.5 *D3.5	D5.5 *D4.5

CUSTOM OPTIONS AVAILABLE LEFT HANDED LW NOT AVAILABLE *GRAPHITE SPECS



THE DISTANCE IRON IS NOW ON TOUR

- Maximum speed and flight enhancement technology in the 3- through 7-iron: The Speed Pocket promotes consistently high ball speed and distance.
- Consistent distance with every iron made possible by careful management of the Speed Pocket, improved Inverted Cone shape and high MOI.
- 11 grams of weight is strategically redistributed to lower and centre the CG location, promoting a higher launch angle, higher peak trajectory and a steep, soft-landing, quick-stopping descent angle.
- Fantastic feel promoted by a specially formulated polyurethane developed by 3M that fills the Speed Pocket and quiets vibration.
- Milled face-texture and grooves promote consistently high spin.

SHAFT: KBS TOUR - X, S, R **GRIP:** GOLF PRIDE TOUR VELVET 58 R - 51g

CLUB	3	4	5	6	7	8	9	PW	AW
HAND	RH / LH	RH / LH	RH / LH	RH / LH	RH / LH	RH / LH	RH / LH	RH / LH	RH / LH
LOFT	19°	22.0°	25.25°	29.5°	33.75°	38.0°	42.0°	47.0°	51.5°
LIE	60.5°	61.0°	61.5°	62.0°	62.5°	63.0°	63.5°	64.0°	64.0°
OFFSET	3.5mm	3.2mm	2.9mm	2.6mm	2.3mm	2.0mm	1.7mm	1.5mm	1.4mm
BOUNCE	0°	1.0°	1.5°	3.5°	4.0°	6.5°	7.5°	9.0°	9.0°
LENGTH	38.75"	38.25"	37.75"	37.25"	36.75"	36.25"	35.75"	35.5"	35.5"
SWING WEIGHT	D2	D2	D2	D2	D2	D2	D2	D3	D3
CUSTOM OPTIONS AVAILABLE									



MAX TECHNOLOGY AND THE SPEED POCKET MAKES THIS OUR LONGEST IRON EVER

- RBZ Speed Pocket in the 4-iron through AW works with an advanced ultra-thin face design and improved Inverted Cone shape to promote consistently high ball speed and distance on centre and off-centre hits, especially low on the face.
- Hollow head construction inspired by our metalwoods (4- through 7-irons) with substantial toplines, broad soles, superior perimeter-weighting, ultra-low CG and an ultra-fast 455 stainless-steel face for effortless launch and excellent distance.
- Visible tungsten weights in the toe pulls the CG into the exact centre of the face to ensure that centre-face impact delivers maximum ball speed and distance.
- Fantastic feel promoted by a specially formulated polyurethane developed by 3M that fills the Speed Pocket, keeping debris out, and which quiets vibration without significantly slowing/inhibiting the flex of the pocket.

SHAFT: MATRIX PROGRAM 55 - S, R, M **GRIP:** WINN RBLADEZ MAX - 46g

CLUB	4	5	6	7	8	9	PW	AW	SW
HAND	RH / LH	RH / LH	RH / LH	RH / LH	RH / LH	RH / LH	RH / LH	RH / LH	RH / LH
LOFT	20°	23°	26°	30°	34°	39°	44°	49°	54°
LIE	61.5°	62.0°	62.5°	63.0°	63.5°	64.0°	64.5°	64.5°	64.5°
OFFSET	6.1mm	5.7mm	5.4mm	5.0mm	4.3mm	3.7mm	3.1mm	3.1mm	2.0mm
BOUNCE	0°	1.5°	2.7°	3.8°	5.2°	6.8°	8.8°	10.5°	9.0°
LENGTH	38.875"	38.25"	37.625"	37.0"	36.5"	36.0"	35.5"	35.5"	35.25"
SWING WEIGHT	D1.5	D1.5	D1.5	D1.5	D1.5	D1.5	D2.5	D2.5	D3.5
CUSTOM OPTIONS AVAILABLE									

BURNER OS



- HIT IT HIGH, HIT IT LONG
- Every feature is engineered to work together to promote faster ball speed and added yardage
 - Wide and expertly cambered sole glides smoothly through turf for consistently clean contact
 - Inverted Cone Technology promotes faster ball speed and distance on off-centre hits
 - Ultra-low CG makes it effortless to launch the ball on a high, long-carrying flight
 - Ultra-lightweight shafts promotes faster swing speed for increased distance

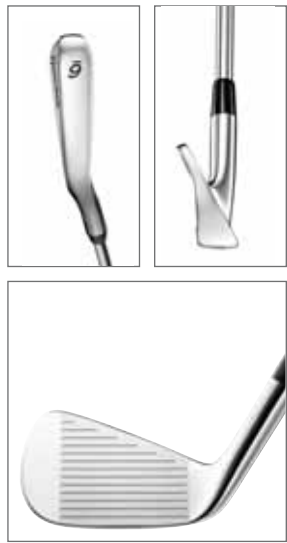
GRIP: TAYLORMADE 47G ARROW

SHAFT: GRAPHITE - MEN'S RE*AX SUPERFAST 60 - R, M
STEEL - BURNER 85 - S, R

CLUB	5	6	7	8	9	PW	AW	SW
HAND	RH	RH	RH	RH	RH	RH	RH	RH
LOFT	25°	28°	32°	36°	40°	45°	51°	56°
LIE	61.75°	62.5°	63°	63.5°	64°	64.5°	64.5°	64.5°
OFFSET	6.5mm	6mm	5.5mm	5mm	4.5mm	4mm	3.5mm	3mm
LENGTH	38.25"	37.625"	37"	36.50"	36"	35.50"	35.50"	35.25"
SWING WEIGHT	D3.5* D2.5	D3.5* D2.5	D3.5* D2.5	D3.5* D2.5	D3.5* D2.5	D3.5* D2.5	D3.5* D2.5	D5* D4

*GRAPHITE SPECS

TOUR PREFERRED MB IRON



- A FINELY WROUGHT MUSCLEBACK BLADE EXPRESSLY DESIGNED FOR THE PURIST
- Forged muscleback with clean lines, compact player's shape and minimal offset; delivers the pure feel, feedback and workability coveted by blade fans.
 - 6-Step net forging process and state of the art shaping produce a more precisely finished head.
 - Advanced groove design promotes more spin and control from the rough.
 - Precision-Weighting Port guarantees precise swingweight while ensuring optimal CG location in every clubhead.

GRIP: GOLF PRIDE TOUR VELVET 58 R - 51g

SHAFT: TRUE TEMPER DYNAMIC GOLD - X, S, R

CLUB	2	3	4	5	6	7	8	9	PW
HAND	RH	RH	RH	RH	RH	RH	RH	RH	RH
LOFT	18°	21°	24°	27°	31°	35°	39°	43°	47°
LIE	60.0°	60.5°	61.0°	61.5°	62.0°	62.5°	63.0°	63.5°	64.0°
OFFSET	3.5mm	3.3mm	3.0mm	2.6mm	2.2mm	2.0mm	1.8mm	1.6mm	1.4mm
BOUNCE	-2°	-1.5°	-0.5°	0.5°	1.5°	2.7°	3.9°	5.2°	6.5°
LENGTH	39.25"	38.75"	38.25"	37.75"	37.25"	36.75"	36.25"	35.75"	35.5"
SWING WEIGHT	D2.5	D2.5	D2.5	D2.5	D2.5	D2.5	D2.5	D2.5	D3.5

CUSTOM OPTIONS AVAILABLE RH ONLY

WEDGES



» IT FEELS REALLY REALLY GOOD

SERGIO GARCIA



ATV WEDGE

ATV
WEDGE



ALL SHOTS. ONE WEDGE.

- The ATV (All-Terrain Versatility) sole helps you play all critical shots with one wedge: chip, pitch, flop, explosion from sand, out of the rough, off a tight lie.
- Bounce angle changes according to how you position the head and face.
- All-milled groove design and micro-texture across the face generates exceptional spin.
- Lamkin wedge grip extends farther down the shaft for improved traction when choking down.
- Tour-Inspired shapes with a beautiful, non-plated Tour Satin finish.

SHAFT: KBS TOUR WEDGE - WEDGE FLEX - STEEL

GRIP: LAMKIN WEDGE GRIP

CLUB	LIE	HAND	LENGTH	SWINGWEIGHT	MATERIAL	SOLE
50°	64°	RH	35.5°	D3	304 Stainless Steel	ALL TERRAIN
52°	64°	RH / LH	35.5°	D3	304 Stainless Steel	ALL TERRAIN
54°	64°	RH / LH	35.25°	D4	304 Stainless Steel	ALL TERRAIN
56°	64°	RH / LH	35.25°	D4	304 Stainless Steel	ALL TERRAIN
58°	64°	RH / LH	35.0°	D5	304 Stainless Steel	ALL TERRAIN
60°	64°	RH / LH	35.0°	D5	304 Stainless Steel	ALL TERRAIN
64°	64°	RH	35.0°	D5	304 Stainless Steel	ALL TERRAIN

CUSTOM OPTIONS AVAILABLE



COMPELLING NEW ROCKETBLADEZ SHAPE WITH ATV SOLE

- Tour-inspired shape, feel and performance.
- ATV (All-Terrain Versatility) sole helps you play every critical shot including sand explosion, thick rough, tight lie, flop shots.
- The ATV bounce-angle changes according to how you position the head and face.
- New cavity design promotes phenomenally soft feel and sound.
- Equipped with heavier steel shafts to promote great rhythm, crisp contact and keen control.

SHAFT: ROCKETFUEL™ 85 STEEL - S, R
ROCKETFUEL™ 65 GRAPHITE - S, R, M

GRIP: RBLADEZ GRIP - 47.5g

CLUB	AW	SW	LW
LOFT	50°	55°	60°
LIE	64.0°	64.5°	64.5°
OFFSET	1.4mm	1.0mm	1.0mm
BOUNCE	ATV	ATV	ATV
LENGTH	35.5"	35.25"	35.0"
SWING WEIGHT	D3.5 *D2.5	D5.5 *D3.5	D5.5 *D4.5

CUSTOM OPTIONS AVAILABLE Left handed LW not available | *GRAPHITE SPECS



» WOW, IT IS SO SMOOTH
AND EASY TO ALIGN

JASON DAY



GHOST SPIDER S



GHOST
Spider
S



OUR MOST STABLE TOUR PUTTER

- 6000 MOI makes it easy to square the face at impact to start the ball on your intended line.
- 6000 MOI delivers tremendous twist-resistance on the backswing and off-centre hits.
- 6000 MOI promotes phenomenal distance-control for more one-putts and fewer three-putts.
- Tour-designed crown flows smoothly into the outer frame for less distraction.
- Black/white frame and single white centre-line promotes focus, accurate aim and stroke awareness.
- PureRoll Surlyn® insert promotes incredibly soft-yet-solid feel and smooth roll off the face.
- Single-bend, short-slant hosel with face-balanced / 30° toe-down promotes stability on all stroke types.

INSERT: PUREROLL SURLYN®

GRIP: WINN SPIDER S STANDARD GRIP
WINN SPIDER S BELLY GRIP

MODEL	HAND	TYPE	MATERIAL	TOE HANG	OFFSET	LENGTH	HEAD WEIGHT	SHAFT	LOFT	LIE
GHOST SPIDER S	RH / LH	HIGH MOI Mallet	MULTI-MATERIAL	FACE BALANCED	1/2 SHAFT	33, 34, 35	360G	SINGLE BEND	2.5°	70°
GHOST SPIDER S SLANT	RH	HIGH MOI Mallet	MULTI-MATERIAL	30°	1/2 SHAFT	33, 34, 35	360G	SHORT SLANT	2.5°	70°
GHOST SPIDER S BELLY	RH	HIGH MOI Mallet	MULTI-MATERIAL	FACE BALANCED	1/2 SHAFT	41, 43	380G	SINGLE BEND	2.5°	70°

GHOST TOUR



PREMIUM, EASY-TO-AIM TOUR PUTTERS

- Richer and more durable white finish eliminates glare; high contrast with turf makes aiming easy.
- 6 tour-proven shapes: DA-12, DA-62, SE-62, MA-81, FO-72, Ghost Tour Corza.
- Titanium-alloy PureRoll insert delivers crisp, clean feel and promotes smooth, accurate roll.
- Adjustable sole weighting (except Ghost Tour Corza).

GRIP: WINN GHOST WHITE GRIP

INSERT: PUREROLL TITALLIUM

MODEL	HAND	TYPE	MATERIAL	TOE HANG	OFFSET	LENGTH	HEAD WEIGHT	SHAFT	LOFT	LIE
DA-12	RH / LH	BLADE	304 STAINLESS STEEL	40°	FULL	33, 34, 35	345G 355G	L-NECK	4°	70°
DA-62	RH	BLADE	304 STAINLESS STEEL	60°	3/4 SHAFT	33, 34, 35	345G 355G	SHORT CURVE	4°	70°
SE-62	RH	BLADE	304 STAINLESS STEEL	65°	1/2 SHAFT	33, 34, 35	345G 355G	SHORT CURVE	4°	70°
MA-81	RH	SMALL MALLET	304 STAINLESS STEEL	80°	3/4 SHAFT	33, 34, 35	345G 355G	FLOW NECK	4°	70°
FO-72	RH / LH	MALLET	304 STAINLESS STEEL	FACE BALANCED	1/2 SHAFT	33, 34, 35	345G 355G	SINGLE BEND	4°	70°
CORZA	RH / LH	MALLET	MULTI-MATERIAL	FACE BALANCED	1/2 SHAFT	33, 34, 35	345G 355G	SINGLE BEND	4°	70°

WHITE SMOKE



EASY TO AIM AND EXCELLENT FEEL AT AN AMAZING PRICE

- White crown colour eliminates glare; high contrast with turf makes aiming easy.
- High contrasting alignment lines reinforce easy alignment.
- PureRoll Surlyn® insert promotes forwardspin for smooth, accurate roll and soft feel.
- Four classic shapes: DA-62, Big Fontana, IN-12 and MC-72.

GRIP: WHITE SMOKE WINN GRIP

INSERT: PUREROLL SURLYN®

MODEL	HAND	TYPE	MATERIAL	TOE HANG	OFFSET	LENGTH	HEAD WEIGHT	SHAFT	LOFT	LIE
DA-62	RH	BLADE	304 STAINLESS STEEL	60°	3/4 SHAFT	33, 34, 35	345G	SHORT SLANT	3°	70°
BIG FONTANA	RH / LH	MALLET	ZINC ALUMINIUM	FACE BALANCED	1/2 SHAFT	33, 34, 35	345G	SINGLE BEND	2.5°	70°
IN-12	RH / LH	BLADE	304 STAINLESS STEEL	40°	FULL	33, 34, 35	345G	L-NECK	3°	70°
MC-72	RH / LH	MALLET	304 STAINLESS STEEL	FACE BALANCED	1/2 SHAFT	33, 34, 35	345G	SINGLE BEND	3°	70°

LADIES





» PAULA CREAMER
LPGA TOUR PROFESSIONAL



R1



R1 CAN TUNE EVERY LOFT, EVERY LOOK AND EVERY FLIGHT

- One driver model that can be tuned to fit Tour pro and amateurs alike.
- TaylorMade Loft-Sleeve technology promotes optimal launch angle by offering 12 settings between standard driver lofts of 8° and 12° (±2°) – including 7 standard and 5 upright loft options.
- 7 face angle options: neutral/square, open, medium-open, maximum-open, closed, medium-closed, maximum-closed.
- Shot-shaping moveable weights promote a neutral/straight flight or a distance-enhancing draw.
- Thick-thin crown provides lower and more-forward CG location promoting high launch, fast ball speed and low spin.
- Inverted Cone Technology milled into the inner side of the clubface expands the portion of the face that delivers high ball speed.
- Black clubface, non-glare white crown and new grey/orange/black crown graphic together promote easy alignment.
- Improved aerodynamics reduce drag over the head to promote faster clubhead speed.
- Aldila RIP Phenom 50 grams shaft promotes faster clubhead speed while delivering greater feel than typical ultra-light shafts.

SHAFT: ALDILA RIP PHENOM 50 - L

GRIP: TM 360 - 55g

CLUB	HAND	LOFT	LIE	VOLUME	LENGTH	SWING WEIGHT
R1	RH	8°-12° RANGE	61°	460cc	44.5"	D0
CUSTOM OPTIONS AVAILABLE						

RBZ STAGE 2 DRIVER



BIGGER FACE AND BETTER AERODYNAMICS FOR MORE DISTANCE




- Faster and longer than the original RocketBallz driver.
- Expansive 4,100 square-millimeter clubface gives the golfer substantially more face area than the original RocketBallz driver.
- Inverted Cone Technology milled into the inner side of the larger clubface expands the portion of the face that delivers high ball speed.
- Improved aerodynamics reduces drag over the head to promote faster clubhead speed.
- Thick-Thin crown provides lower and more-forward CG location promoting faster ball speed, high launch and low spin.

GRIP: TAYLORMADE 360 - 55G

SHAFT: FUJI ROCKETFUEL 50 - L

CLUB	HAND	LOFT	LIE	VOLUME	LENGTH	SWING WEIGHT
10.5°	RH	10.5°	61°	440cc	45"	D0
HL	RH	13°	61°	440cc	45"	D0
CUSTOM OPTIONS AVAILABLE						

RBZ STAGE 2 FAIRWAY



LAST YEAR WE GAVE BETTER PLAYERS 17 EXTRA YARDS. THIS YEAR WE'RE GIVING THEM 10 MORE.




- Better players gain up to 10 yards against original RocketBallz fairways.*
- Ultra-high strength TaylorMade RocketSteel supplied by Carpenter® creates a thinner and faster face.
- Improved Speed Pocket design flexes to promote faster ball speed and more distance.
- Lower and more-forward CG location promotes faster ball speed, high launch and low spin.
- Shallower face and lower head profile for increased playability and easier launch.
- Thick-Thin Crown design saves weight which is redistributed to improve CG location.

GRIP: WOMEN'S RBZ GRIP - 40G

SHAFT: MATRIX ROCKETFUEL 50 - L

CLUB	HAND	LOFT	LIE	VOLUME	LENGTH	SWING WEIGHT
3	RH	15°	59°	175cc	42.5"	C9
3HL	RH	17°	59°	176cc	42.5"	C9
5	RH	19°	59.5°	155cc	42"	C9
5HL	RH	21°	60°	157cc	42"	C9
7	RH	23°	60°	150cc	41.5"	C9
CUSTOM OPTIONS AVAILABLE *BETTER PLAYER 10 YARD CLAIM BASED ON RBZ STAGE 2 VS, RBZ FAIRWAY ROBOT TESTING AT 150MPH BALL SPEED, TOTAL DISTANCE.						

RBZ STAGE 2 RESCUE



ROCKETBALLZ RESCUES JUST GOT ROCKETBALLZ-IER

- Faster and longer than original RocketBallz Rescues.
- Ultra-high strength TaylorMade RocketSteel supplied by Carpenter® creates a thinner and faster face.
- Improved Speed Pocket design flexes to promote faster ball speed and more distance.
- Lower and more-forward CG location promotes faster ball speed, high launch and low spin.
- Black clubface, non-glare white crown and new crown graphic all promote easy alignment.
- Lightweight 65 grams graphite shaft promotes fast swing speed.

GRIP: RBZ WINN GRIP - 40g

SHAFT: ROCKETFUEL 45 WOMEN'S GRAPHITE - L

CLUB	HAND	LOFT	LIE	VOLUME	LENGTH	SWING WEIGHT
4	RH	22°	61°	117cc	39.75"	C8
5	RH	25°	61.5°	119cc	39.25"	C8
6	RH	28°	62°	120cc	38.75"	C8
CUSTOM OPTIONS AVAILABLE						

ROCKETBLADEZ



THE SPEED POCKET HAS CHANGED THE IRON FOREVER

- Speed Pocket in the 3- through 7-irons works with an advanced, ultra-thin face design to promote consistently high ball speed and distance.
- Consistent distance with every iron made possible by careful management of the Speed Pocket, improved Inverted Cone shape and high MOI.
- 17.5 grams of weight is strategically redistributed to lower and centre the CG location, promoting a higher launch angle, higher peak trajectory and a steep, soft-landing, quick-stopping descent angle.
- Fantastic feel promoted by a specially formulated polyurethane developed by 3M that fills the Speed Pocket and quiets vibration.

GRIP: WOMEN'S RBLADEZ GRIP - 40g

SHAFT: ROCKETFUEL 45 WOMEN'S GRAPHITE - L

CLUB	5	6	7	8	9	PW	AW	SW
HAND	RH	RH	RH	RH	RH	RH	RH	RH
LOFT	23°	26.5°	30.5°	35°	40°	45°	50°	55°
LIE	62.0°	62.5°	63.0°	63.5°	64.0°	64.5°	64.5°	64.5°
OFFSET	5.7mm	4.8mm	4.2mm	3.4mm	2.7mm	2.0mm	1.4mm	1.0mm
BOUNCE	3.0°	4.0°	5.0°	5.5°	6.0°	7.0°	ATV	ATV
LENGTH	37.25"	36.625"	36.0"	35.5"	35.0"	34.5"	34.5"	34.25"
SWING WEIGHT	C4.5	C4.5	C4.5	C4.5	C4.5	C4.5	C4.5	C5
CUSTOM OPTIONS AVAILABLE								

ROCKETBLADEZ MAX



- MAX TECHNOLOGY AND THE SPEED POCKET MAKES THIS OUR LONGEST IRON EVER**
- RBZ Speed Pocket in the 4-iron through AW works with an advanced ultra-thin face design and improved Inverted Cone shape to promote consistently high ball speed and distance on centre and off-centre hits, especially low on the face.
 - Hollow head construction inspired by our metalwoods (4- through 7-irons) with substantial toplines, broad soles, superior perimeter-weighting, ultra-low CG and an ultra-fast 455 stainless-steel face for effortless launch and excellent distance
 - Visible tungsten weights in the toe pulls the CG into the exact centre of the face to ensure that centre-face impact delivers maximum ball speed and distance.

GRIP: WINN RBLADEZ MAX WOMEN'S - 46g

SHAFT: MATRIX PROGRAM 45 WOMEN'S - L

CLUB	4	5	6	7	8	9	PW	AW	SW
HAND	RH	RH	RH	RH	RH	RH	RH	RH	RH
LOFT	20°	23°	26°	30°	34°	39°	44°	49°	54°
LIE	61.5°	62.0°	62.5°	63.0°	63.5°	64.0°	64.5°	64.5°	64.5°
OFFSET	6.1mm	5.7mm	5.4mm	5.0mm	4.3mm	3.7mm	3.1mm	3.1mm	2.0mm
BOUNCE	0°	1.5°	2.7°	3.8°	5.2°	6.8°	8.8°	10.5°	9.0°
LENGTH	37.875"	37.25"	36.625"	36.0"	35.5"	35.0"	34.75"	34.75"	34.5"
SWING WEIGHT	C3	C3	C3	C3	C3	C3	C4	C4	C5

CUSTOM OPTIONS AVAILABLE

ROCKETBLADEZ WEDGE



- COMPELLING NEW ROCKETBLADEZ SHAPE WITH ATV SOLE**
- Tour-inspired shape, feel and performance.
 - ATV (All-Terrain Versatility) sole helps you play every critical shot including sand explosion, thick rough, tight lie, flop shots.
 - The ATV bounce-angle changes according to how you position the head and face.
 - New cavity design promotes phenomenally soft feel and sound.

GRIP: WOMEN'S RBLADEZ WINN GRIP - 40g

SHAFT: ROCKETFUEL 45 WOMEN'S GRAPHITE - L

CLUB	PW	AW	SW
HAND	RH	RH	RH
LOFT	45°	50°	55°
LIE	64.5°	64.5°	64.5°
OFFSET	2.0mm	1.4mm	1.0mm
BOUNCE	ATV	ATV	ATV
LENGTH	34.5"	34.5"	34.25"
SWING WEIGHT	C4.5	C4.5	C5


CUSTOM OPTIONS AVAILABLE

BALLS



» WHEN THE BALL IS BETTER, YOU PUT IT IN PLAY IMMEDIATELY

JUSTIN ROSE

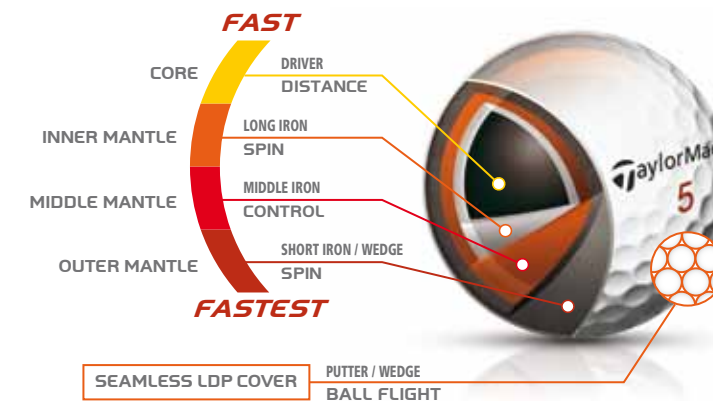


LETHAL



PROGRESSIVE VELOCITY

The fastest layers are on the outside, promoting maximum distance regardless of clubhead speed



THE ULTIMATE TOUR PERFORMANCE GOLF BALL

- 5-Layer Technology promotes optimum spin control off every club.
- Seamless LDP (Low-Drag Performance) dimple pattern promotes the most penetrating flight of any TaylorMade ball.
- STA-White™ cast-urethane cover material promotes optimum feel and tour calibre spin.
- Progressive velocity promotes maximum distance regardless of clubhead speed.

LAYERS	COVER MATERIAL	DIMPLE PATTERN	CORE COMPRESSION	COVER HARDNESS	FINISHED COMPRESSION
5	CAST-URETHANE	322 SEAMLESS LDP	25	58	87

ROCKETBALLZ URETHANE



TOUR-VALIDATED 3-PIECE URETHANE GOLF BALL

- 3-Layer Technology promotes penetrating driver flight and maximum shot-shaping control.
- LDP (Low-Drag Performance) dimple pattern promotes improved distance on driver mis-hits.

- Soft cast-urethane cover construction delivers great feel and tour calibre greenside spin.
- High-speed core engineered to generate fast ball speed off every clubface.

LAYERS	COVER MATERIAL	DIMPLE PATTERN	CORE COMPRESSION	COVER HARDNESS	FINISHED COMPRESSION
3	CAST-URETHANE	360 LDP	60	60	87

SUPERDEEP



PHENOMENAL DISTANCE AND PERFORMANCE

- Ultra-fast REACT core stores and releases energy with maximum efficiency for long distance.

- Ultra-fast IOTHANE cover promotes fast ball speed for long distance.
- Low-drag aerodynamics promotes long carry for long distance.

LAYERS	COVER MATERIAL	DIMPLE PATTERN	CORE COMPRESSION	COVER HARDNESS	FINISHED COMPRESSION
2	IOTHANE	342 LDP	34	62	60

BURNER WHITE BALL



RELENTLESS DURABILITY AND DISTANCE

- Durable IOTHANE cover lasts and lasts – use it till you lose it!
- Low-drag aerodynamics promotes maximum lift for added carry and distance.

- REACT Core engineered to promote fast ball speed for unbelievable distance.

LAYERS	COVER MATERIAL	DIMPLE PATTERN	CORE COMPRESSION	COVER HARDNESS	FINISHED COMPRESSION
2	IOTHANE	342 LDP	67	65	87

BURNER YELLOW BALL



RELENTLESS DURABILITY AND DISTANCE

- Durable IOTHANE cover lasts and lasts – use it till you lose it!
- Low-drag aerodynamics promotes maximum lift for added carry and distance.

- REACT Core engineered to promote fast ball speed for unbelievable distance.

LAYERS	COVER MATERIAL	DIMPLE PATTERN	CORE COMPRESSION	COVER HARDNESS	FINISHED COMPRESSION
2	IOTHANE	342 LDP	67	65	87

LETHAL PRACTICE




- Premium 5-Layer tour urethane ball.
- Ultimate range experience.

3-STRIPES WHITE PRACTICE



- Soft core provides exceptional feel.
- Improved durability.
- 2 piece construction.

3-STRIPES YELLOW PRACTICE



- Soft core provides exceptional feel.
- Improved durability.
- 2 piece construction.

SOFTGOODS



R1 STAFF BAG



White / Grey / Orange

- 8 total pockets, including a velour-lined valuables pocket and dual accessory pockets
- Integrated umbrella sleeve
- Black gunmetal hardware and towel clip
- Anodised and micro perforated synthetic leather
- 3 Point shoulder strap
- 5.2kg

TOP
6-way top
26cm x 22cm



RBZ STAGE 2 STAFF BAG



White / Black / Yellow

- 8 total pockets, including a velour-lined valuables pocket and dual accessory pockets
- Integrated umbrella sleeve
- Black gunmetal hardware and towel clip
- Anodised and micro perforated synthetic leather
- 3 Point shoulder strap
- 5.2kg

TOP
6-way top
26cm x 22cm



T2 CART BAG



White / Grey / Orange

- 8 total pockets, including a velour-lined valuables pocket and dual accessory pockets
- Integrated umbrella sleeve
- Black gunmetal hardware and towel clip
- Anodised and micro perforated synthetic leather
- 4.3kg

TOP
6-way velour top
23cm x 21cm



TMX STAND BAG



White / Grey / Orange

- 5 total pockets, including a valuables pocket and accessory pockets
- Integrated umbrella sleeve
- Black gunmetal hardware and towel clip
- Anodised and micro perforated synthetic leather
- 3.1kg

TOP
6-way velour top
28cm x 19cm



JUGGERNAUT CART BAG



Black / White



Black / White / Red



Black / Navy / Charcoal

- Fully integrated putter well
- Crush-resistant construction
- Top handle
- 14 full length dividers
- 11 total pockets, featuring:
 - 2 velour-lined pockets
 - Glove drying pocket
 - Range finder pocket
 - Cooler pocket
 - 2 back-positioned shoe pockets
- Umbrella sleeve
- Cart strap loop
- Soft touch front handles
- Carabineer clip
- 3kg

TOP
14-way stadium top
28cm x 23cm



R1 CART BAG



White / Grey / Orange

- Crush-resistant construction
- Top handle
- Full length dividers
- 9 total pockets, featuring:
 - 3 velour-lined pockets
 - Cooler pocket
- Integrated putter tube
- Umbrella sleeve
- TPR anti-slip cart strap pad
- Soft touch front handles
- Carabiner clip
- Removable ball pocket for customisation
- 2.9kg

TOP
14-way stadium top
27cm x 23cm



CATALINA CART BAG



White / Black / Blue / Charcoal



Black / White / Red



Black / White / Charcoal



White / Purple / Teal

- Crush-resistant construction
- Top handle
- Full length dividers
- 9 total pockets, featuring:
 - 3 velour-lined pockets
 - Cooler pocket
- Integrated putter tube
- Umbrella sleeve
- TPR anti-slip cart strap pad
- Soft touch front handles
- Carabiner clip
- Removable ball pocket for customisation
- 2.9kg

TOP
14-way stadium top
27cm x 23cm




RBZ CART BAG



Black / White / Yellow

- Crush-resistant construction
- Full length dividers
- 8 total pockets, featuring:
 - 2 velour-lined pockets
 - Expandable side pockets
 - Cooler pocket
- Integrated putter tube
- Umbrella cord
- Soft touch front handles
- Towel loop
- Removable ball pocket for customisation
- 2.5kg

TOP
14-way stadium top
26cm x 22cm



SAN CLEMENTE CART BAG



White / Black / Slime / Charcoal




Black / White / Red



White / Black / Charcoal

- Crush-resistant construction
- Full length dividers
- 8 total pockets, featuring:
 - 2 velour-lined pockets
 - Expandable side pockets
 - Cooler pocket
- Integrated putter tube
- Umbrella cord
- Soft touch front handles
- Towel loop
- Removable ball pocket for customisation
- 2.5kg

TOP
14-way stadium top
26cm x 22cm



SUPREME LITE HYBRID BAG



Black / White



Black / White / Red

- Redesigned shoulder straps for improved comfort and durability
- Ergonomic quick-release shoulder straps
- Anti-split stand system
- Full length dividers
- 8 total pockets, featuring:
 - Strap-storage pocket behind hip pad
 - Velour-lined valuables pocket
 - Expandable side pocket
 - Insulated cooler sleeve
- Umbrella cord
- Bottom soft touch handle
- Towel loop
- Cart compatible base
- 2.6kg

TOP
14-way stadium top
28cm x 23cm



R1 STAND BAG




White / Grey / Orange

- Redesigned shoulder straps for improved comfort and durability
- Anti-split stand system
- Air flow hip pad system
- Full length dividers
- 7 total pockets, featuring:
 - Velour-lined valuables pocket
 - Insulated cooler sleeve
- Umbrella cord
- Bottom handle
- Towel loop
- Cart compatible base
- Removable ball pocket for customisation
- Graphics inspired by iconic R1 metalwood design
- 2.3kg

TOP
5-way stadium top
28cm x 22cm



PURELITE STAND BAG



- Redesigned shoulder straps for improved comfort and durability
- Anti-split stand system
- Air flow hip pad system
- Full length dividers
- 7 total pockets, featuring:
 - Velour-lined valuables pocket
 - Insulated cooler sleeve
- Umbrella cord
- Bottom handle
- Towel loop
- Cart compatible trolley base
- Removable ball pocket for customisation
- 2.3kg

TOP
5-way stadium top
28cm x 22cm



RBZ STAGE 2 STAND BAG



- Redesigned shoulder straps for improved comfort and durability
- Anti-split stand system
- Full length dividers
- 6 total pockets, featuring:
 - Velour-lined valuables pocket
 - Insulated cooler sleeve
- Umbrella cord
- Bottom handle
- Towel loop
- Cart compatible base
- Removable ball pocket for customisation
- 2.3kg

TOP
5-way top
28cm x 22cm



STRATUS STAND BAG




- Redesigned shoulder straps for improved comfort and durability
- Anti-split stand system
- Full length dividers
- 6 total pockets, featuring:
 - Velour-lined valuables pocket
 - Insulated cooler sleeve
- Umbrella cord
- Bottom handle
- Towel loop
- Cart compatible base
- Removable ball pocket for customisation
- 2kg

TOP
4-way top
24cm x 21cm



TM STAND BAG




- Anti-split stand system
- 6 total pockets, including a valuables pocket
- Beverage sleeve pocket
- Full length dividers
- Nylon webbing bottom trunk handle
- 2kg

TOP
New 6-way top
28cm x 19cm



QUIVER CARRY BAG



- Dual ergonomic shoulder straps with velour lining
- Reinforced bottom
- Beverage sleeve pocket
- Large apparel pocket
- Glove pocket
- Air mesh padded hip pad
- Velour line valuables pocket
- 1kg

TOP
2-way top
19cm x 19cm



PLAYERS TRAVEL COVER 2013
STAFF BAG



- Abrasion resistant wear panels
- Three external compression straps
- Removable internal foam club head wrap
- Internal mesh pockets
- Internal compression straps
- Custom urethane wheels and skid bars
- Custom TaylorMade® zipper pulls with heavy gauge easy action zippers
- 1680 denier ballistic material with synthetic leather panels
- Staff size: 49.5cm x 139.7cm x 38.1cm

PERFORMANCE 2013
TRAVEL COVER



- Ballistic fabric construction for maximum durability
- Synthetic leather accents for a premium finish
- Black gunmetal hardware for superior finish
- Premium quality zippers and pulls
- Sleek design for the travelling professional
- 144.8cm x 38.8cm x 39.4cm

PERFORMANCE 2013
ROLLING DUFFLE



- Ballistic fabric construction for maximum durability
- Synthetic leather accents for a premium finish
- Black gunmetal hardware for superior finish
- Premium quality zippers and pulls
- Sleek design for the travelling professional
- 66cm x 30.5cm x 33cm

PERFORMANCE 2013
MEDIUM DUFFLE



- Ballistic fabric construction for maximum durability
- Synthetic leather accents for a premium finish
- Black gunmetal hardware for superior finish
- Premium quality zippers and pulls
- Sleek design for the travelling professional
- 22.9cm x 29.2cm x 30.5cm

PERFORMANCE 2013
BACKPACK



- Ripstop nylon construction
- Embroidered logos
- Custom TaylorMade® zipper pulls and premium quality zippers
- Reinforced bottoms for maximum durability
- 33cm x 45.7cm x 15.2cm

PERFORMANCE 2013
PRACTICE BALL BAG



- TaylorMade® embroidered logo
- Easy to grip handle
- 420 denier ripstop material for durability

PERFORMANCE 2013
SHOE BAG



- Ballistic fabric construction for maximum durability
- Synthetic leather accents for a premium finish
- Black gunmetal hardware for superior finish
- Premium quality zippers and pulls
- 40.6cm x 27.9cm x 27.9cm

PERFORMANCE 2013
COOLER



- Ballistic fabric construction for maximum durability
- Synthetic leather accents for a premium finish
- Black gunmetal hardware for superior finish
- Premium quality zippers and pulls
- 20.3cm x 15.2cm x 14.6cm

PERFORMANCE 2013
VALUABLES POUCH



- Ballistic fabric construction for maximum durability
- Synthetic leather accents for a premium finish
- 20.8cm x 17cm x 0.3cm

R1 ADJUSTABLE



Black



White

- Relaxed construction with adjustable back
- Performance moisture wicking fabric with 20 UPF
- 100% knitted polyester



BACK VIEW

RBZ ADJUSTABLE



White



Black

- Relaxed construction with adjustable back
- Performance moisture wicking fabric with 20 UPF
- 100% knitted polyester



BACK VIEW

TOUR RADAR



Navy



White



Black



Grey



Yellow



Red

- Structured construction with adjustable back
- Performance moisture wicking fabric with 30 UPF
- 100% polyester



BACK VIEW

TOUR RADAR VISOR



Red



- Structured construction with adjustable back
- Performance moisture wicking fabric with 30 UPF
- 100% Polyester

BACK VIEW



TOUR SPLIT



White



- Structured construction with adjustable back
- Multi-textured performance moisture wicking fabric with an overall 50 UPF
- 100% Nylon

BACK VIEW



TOUR CAGE



White | S/M
White | L/XL



- Structured fitted construction
- Performance moisture wicking fabric with 50 UPF front/ 10 UPF back
- 100% Polyester

BACK VIEW



TRADITION



Navy



- Relaxed construction with an adjustable back
- Pre-Washed cotton twill fabric with 50 UPF
- 100% Cotton

BACK VIEW



STORM



Black | S/M
Black | L/XL



- Structured fitted construction
- Stretch polyester water-resistant fabric with 50 UPF
- 96% cotton / 4% spandex



STORM BUCKET



Black | S/M
Black | L/XL

- Bucket shape construction
- Stretch polyester water-resistant fabric with 50 UPF
- 96% Polyester / 4% spandex



BEANIES



Stripe



Black

- Knitted beanie with TaylorMade® embroidery
- 100% Acrylic

CHELSEA



Candy



White

Silver

- Semi-structured construction with adjustable Velcro® closure
- Performance moisture wicking fabric with contrast stitching, 50 UPF
- 100% Polyester

BACK VIEW



PETAL



White



Silver

Candy

- Semi-structured construction with adjustable Velcro® closure
- Wheat stitch accents and floral design on front panel
- Performance moisture wicking fabric with 50 UPF
- 100% Polyester


BACK VIEW



PETAL VISOR



White



Silver

Candy

- Semi-structured construction with adjustable Velcro® closure
- Wheat stitch accents and floral design on front panel
- Performance moisture wicking fabric with 50 UPF
- 100% Polyester

BACK VIEW



PETAL BEANIES



Candy



White

Silver

- Knitted beanie with TaylorMade® embroidery
- Wheat stitch accents and floral design
- 100% Acrylic

TP



- Preferred by TaylorMade® Tour players
- AAA Cabretta leather
- Stretch fit closure for custom fit
- Moisture wicking wristband
- Ergonomic seams

Fit	Size
Left hand	S, M, ML, L, XL
Right hand	S, M, ML, L

TARGA



- AAA Cabretta leather
- Lycra inserts for breathability
- Moisture wicking wristband

Fit	Size
Left hand	S, M, ML, L, XL
Right hand	S, M, ML, L

RBZ STAGE 2 GLOVE



- Caberetta leather palm, thumb, and index finger
- Premium synthetic backing offers shape, durability, and performance
- 360 micro perforation increases airflow and ventilation keeping the hand dry and comfortable

Fit	Size
Left hand	S, M, ML, L, XL
Right hand	S, M, ML, L

STRATUS



- Full leather with micro-perforation for exceptional grip
- Mesh inserts for breathability
- Micro-perforation for breathability and comfort
- High performance Lycra for secure fit

Fit	Size
Left hand	S, M, ML, L, XL
Right hand	S, M, ML, L

STRATUS ALL WEATHER



- Premium synthetic offers shape, durability and all weather performance
- Mesh inserts to help keep the hand cool while improving flexibility and fit
- Perforations on palm and fingers for improved breathability

Fit	Size
Left hand	S, M, ML, L, XL
Right hand	S, M, ML, L

STRATUS WET



- Debossed hex palm for superior grip in extreme wet conditions
- Dual layer synthetic suede construction for enhanced comfort
- Breathable and lightweight construction
- Anti-microbial vapour zone panels for moisture wicking

Fit	Size
Pair	S, M, ML, L, XL

STRATUS COLD



- Dual faced microfibre stretch fleece for warmth and secure fit
- Synthetic stretch suede palm and forefinger for enhanced grip
- Plastic knit cuff for warmth and enhanced overall fit

Fit	Size
Pair	S, M, ML, L, XL

STRATUS LADIES



- Full Cabretta leather with micro-perforation for exceptional grip
- Lycra inserts for breathability

Fit	Size
Left hand	S, M, L

COLD WEATHER MITTENS



- Water resistant nylon shell
- Rubbertex thumb and palm insert for enhanced grip
- Elastic wrist cuff with Velcro closure
- Embroidered TaylorMade® logo
- One size fits all
- Comes as a pair

MICROFIBRE TOWELS



Microfibre Players Towel



Microfibre Cart Towel



Microfibre Cart Towel

- New 75% polyester / 25% nylon microfibre material
- Soft and absorbent waffle-weave construction
- Clean and bold TaylorMade® branding
- Players: 21" x 37"
- Cart: 15" x 24"

PRINTED CART TOWELS



Printed Cart towel



Velour Cart Towel

- Absorbent and soft terry material
- 15" x 24"
- Clean and bold TaylorMade® branding
- 100% cotton

TM WHITE DIVOT TOOL



- Ergonomically designed shape
- Premium rust-resistant finish

TM HAT CLIP SET



- Taylormade® branded hat clip with two magnetic ball markers
- Premium rust-resistant finish

TP DOUBLE CANOPY UMBRELLA



- 68" double canopy auto-open umbrella
- Ergonomic sport-grip rubber-coated handle
- Features clean and bold TaylorMade® and TP branding
- Contrast red frame
- 100% nylon

R1 DOUBLE CANOPY UMBRELLA



- 64" double canopy auto-open umbrella
- Ergonomic sport-grip rubber-coated handle
- Features clean and bold TaylorMade® and R1 branding
- 100% nylon

RBZ STAGE 2 UMBRELLA




- 60" single canopy manual open umbrella
- Ergonomic sport-grip rubber-coated handle
- Features clean and bold TaylorMade® and RBZ Stage 2 branding
- 100% nylon

TM UMBRELLA



- 60" single canopy manual open umbrella
- Ergonomic sport-grip rubber-coated handle
- Features clean and bold TaylorMade® branding
- 100% nylon

TR3 TRUE PATH



OVERVIEW

The TR3 True Path putting trainer was designed after years of studying the putting strokes of Tour players, top PGA club professionals as well as top amateurs. The TaylorMade® putting lab consisting of thousands of strokes, was analysed to determine common faults and the best techniques of some of the best players in the world.

Face angle and putter path are both important in successful putting. The best putters have a path that is no more than 2 degrees outside or inside the line.


TECHNOLOGY

- Consistency in putting stroke path
- Instant putter face alignment feedback
- Improved muscle memory for proper putting stroke path
- Improved putting tempo
- Visual and audible feedback on putting path flaws

PICTURES:

- The TR3 True Path can be used indoors or outdoors
- Can be used with one rail, two rails, and with or without the base
- Is lightweight and portable, fitting easily into a golf bag pocket

ALIGNMENT STIX



TECHNOLOGY

- Connection Pod allows easy and simultaneous adjustment
- Slide and snap connection holds stix at perpendicular angles
- Positioning lines enable consistent ball placement



Positioning lines

OVERVIEW

One of the most used training tools by Tour Professionals and Club Professionals worldwide, the classic alignment sticks have been taken to the next level with TaylorMade's TR3 Alignment Stix.

One of the most common areas of improvement that needs constant monitoring is alignment, and with the TR3 Alignment Stix we have added functionality that allows golfers and teachers to more efficiently work on ball position, targeting, swing plane, weight shift, and more.

Built to last, designed for versatility, and tested for performance.

PICTURES:

- Alignment Stix with pod
- Club alignment
- Nylon Pod

SPEED SLEEVE



- TECHNOLOGY
- Adjustable and fits any club, from driver to putter
 - Easily stores in a golf bag
 - Sophisticated TaylorMade® branding



OVERVIEW

With the TR3 Speed Sleeve, any club in the bag can be quickly and easily turned into a multi-dimensional training aid. Many weighted training tools are available on the market, but few of them are hittable, much less hittable with clubs from your own bag.

The benefits of a weighted training system are simple: increased speed, better tempo, overall muscle strength, and ultimately increased distance on full shots, and better control and tempo on chips and putts.

Accomplish all of this with the added benefit of training with the same clubs you will take on the course.

- PICTURES:
- TR3 SPEED SLEEVE with an iron
 - TR3 SPEED SLEEVE with a driver
 - TR3 SPEED SLEEVE with a putter

TR3 GRIP TRAINER



- TECHNOLOGY
- Ergonomically designed and strategically positioned seams enhance comfort and provide a consistent fit
 - Performance hook and loop closure
 - Black ion interior cuff wicks moisture and enhances comfort and performance

Fit	Size
left hand	S, M, ML, L, XL

- PICTURES:
- Stretch the strap over the knuckles creating a secure grip
 - Performance hook and loop closure
 - The Grip Trainer will hold your hand in place and help learn a correct grip



GENERAL TERMS OF TRADE

Any order for goods to which this catalogue relates is subject to the Taylor Made Golf Limited policies and general terms of conditions in effect at the time such order is placed. Copies of the policy are available to any authorised TaylorMade retailer upon request.

© 2013 Taylor Made Golf Limited is a company organised under the laws of England (Company Number 1424575) with a registered address of TaylorMade Court, Viables Business Park, Jays Close, Basingstoke, Hampshire, RG22 4BS. Tel: 01265 479797



taylormadegolf.com



[@TaylorMadeTour](https://twitter.com/TaylorMadeTour)



[TaylorMadeGolf](https://www.facebook.com/TaylorMadeGolf)